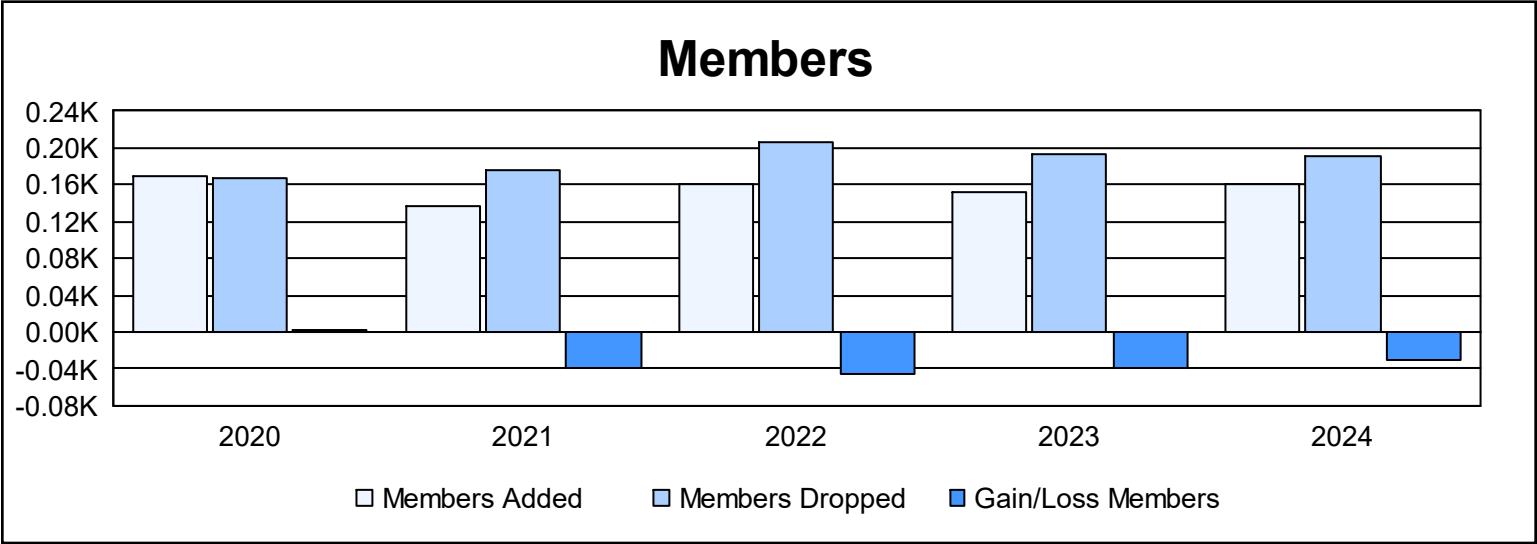
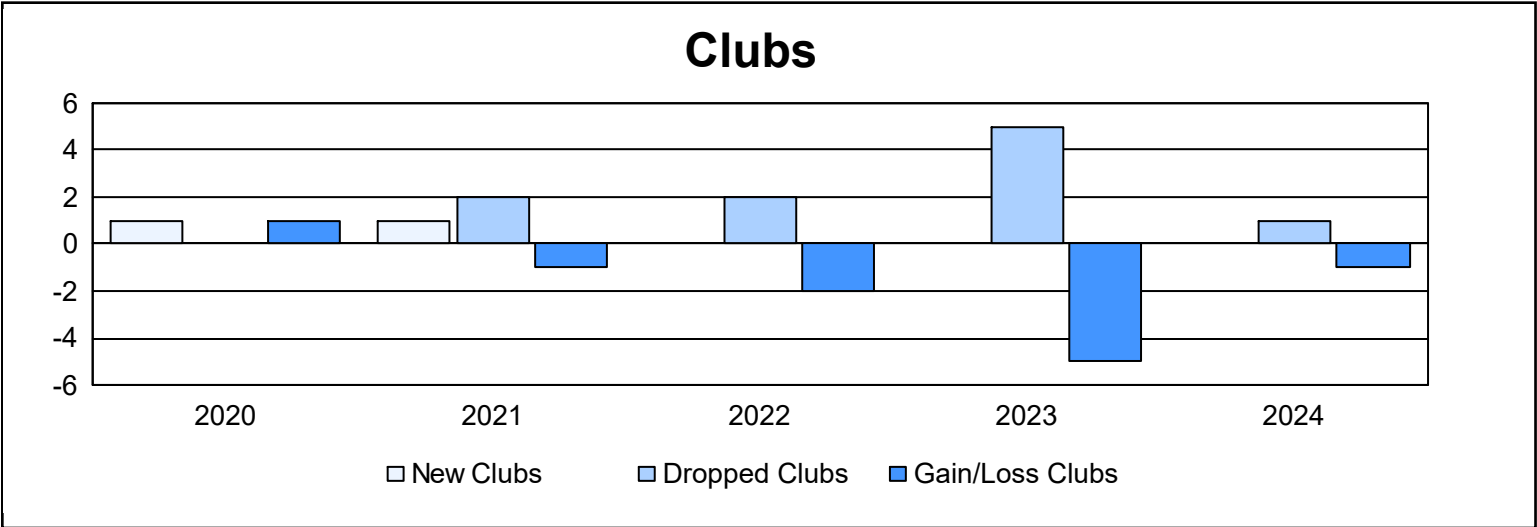
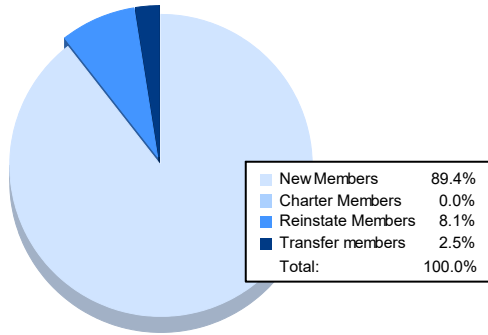


| Year | New Clubs | Dropped Clubs | Gain/ Loss Clubs | New Members | Charter Members | Reinstate Members | Transfer Members | Total Member Added | Total Members Dropped | Gain/ Loss Members |
|-----------|-----------|---------------|------------------|-------------|-----------------|-------------------|------------------|--------------------|-----------------------|--------------------|
| 2019-2020 | 1 | 0 | 1 | 118 | 31 | 5 | 16 | 170 | 168 | 2 |
| 2020-2021 | 1 | 2 | -1 | 95 | 23 | 3 | 15 | 136 | 175 | -39 |
| 2021-2022 | 0 | 2 | -2 | 129 | 7 | 13 | 12 | 161 | 206 | -45 |
| 2022-2023 | 0 | 5 | -5 | 129 | 2 | 14 | 8 | 153 | 193 | -40 |
| 2023-2024 | 0 | 1 | -1 | 144 | 0 | 13 | 4 | 161 | 192 | -31 |
| Average | 0 | 2 | -2 | 123 | 13 | 10 | 11 | 156 | 187 | -31 |



Membership Composition June 2024 Cumulative



Gender Composition June 2024 Cumulative

